

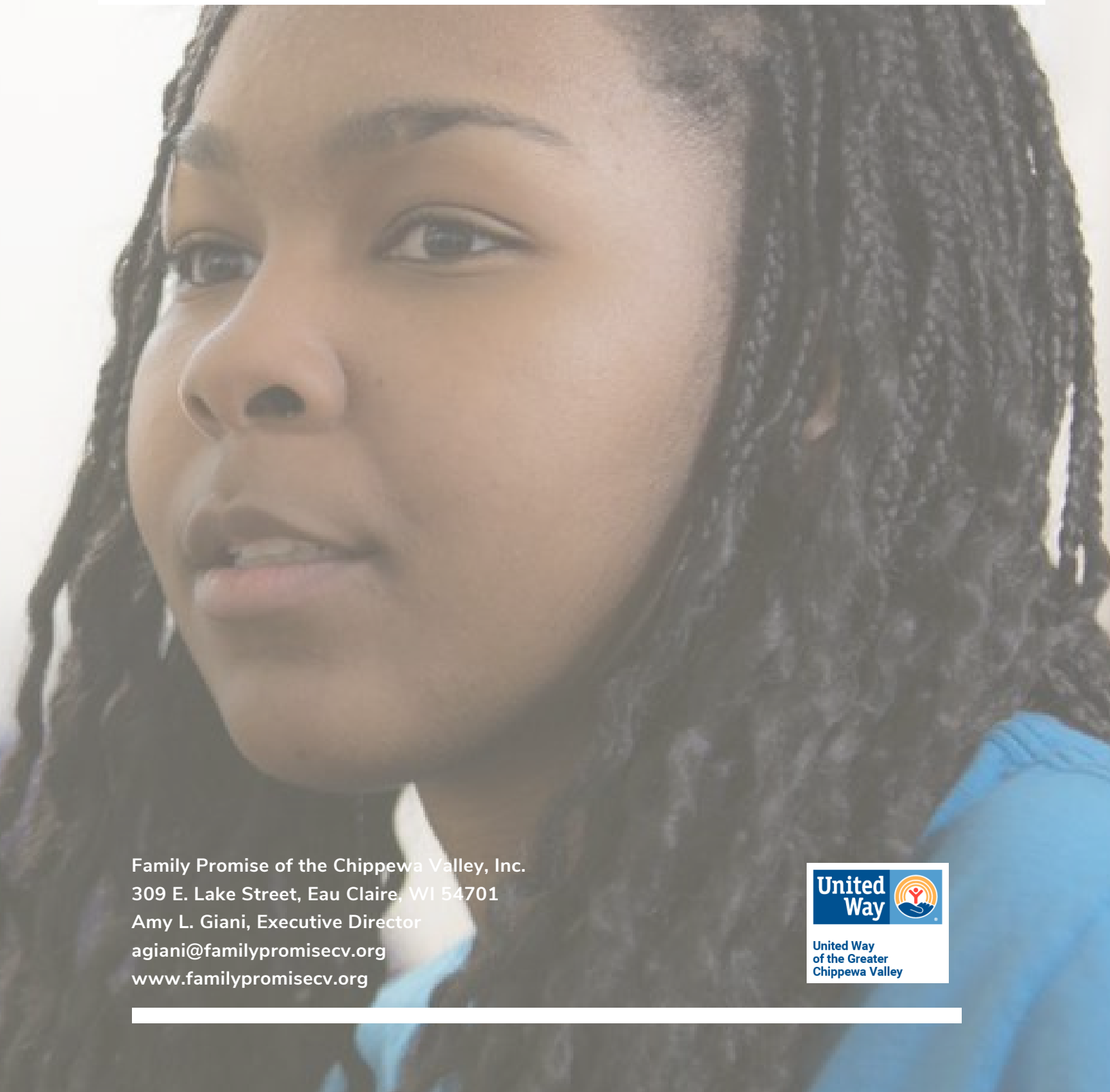
2022




of the Chippewa Valley



ANNUAL REPORT



Family Promise of the Chippewa Valley, Inc.  
309 E. Lake Street, Eau Claire, WI 54701  
Amy L. Giani, Executive Director  
agiani@familypromisecv.org  
www.familypromisecv.org




# Introduction

2022 was the 21st year that the Beacon House was in operation and the 28th since the organization's inception. While many things have changed, one thing has stayed consistent-our mission.

## Mission Statement

**Family Promise will advocate and support families who are homeless in our community by providing temporary housing and support services, and by fostering independence.**

We are thankful to all the volunteers, churches, organizations, and businesses that supported FPCV this year. It takes a community to fulfill the mission of our organization!



# 2022 Board of Trustees

(December 31, 2022)

**Jennifer Brantner, President**

**Jenny LaVick, Vice President**

**David Norgaard, Treasurer**

**Katie Zook, Past President**

**Ellen Higley**

**Amy Ripley**

**Jennifer Holty**

**Katie Phernetton**

**Dr. Omar Parks**

**Lynda LaCasse**

## 2022 Congregations

**St. James**

**Saving Grace**

**Haven Church**

**Bethesda Lutheran Church**

**Sacred Heart, St. Pat's**

**Church of Christ of Latter-Day Saints**

**First Congregational UCC & Newman Parish**

**Immaculate Conception & Spirit Lutheran**

**Grace Lutheran & Peace Lutheran**

**Trinity Lutheran & University Lutheran**

**Hope United Methodist & First Presbyterian**

**St. Olaf & Hope Lutheran**

**Lake Street UM & Christ Church Cathedral**

**Immanuel Lutheran & Unitarian Universalist**

## Community Partners

**Eau Claire Area School District**

**Eau Claire County DHS Job Center**

**Eau Claire County Housing Authority**

**Eau Claire County Probation & Parole**

**City of Eau Claire Housing Authority**

**City/County Health Department**

**Career Development Center**

**Division of Vocational Rehabilitation**

**WestCap**

**Western Dairyland, Economic Opportunity Council**

**Workforce Resources**

**LSS Intensive in Home**

**LSS Gaining Ground**

**Aging and Disability Resource Center**

**Big Brothers Big Sisters**

**Bolton Refuge House**

**Boys & Girls Club**

**Catholic Charities**

**Care Wisconsin**

**King's Closet**

**Central WI Community Action Council, Inc.**

**Chippewa Valley Free Clinic**

**Chippewa Valley Street Ministry**

**Chippewa Valley Technical College**

**Community Table**

**Eau Claire Children's Museum**

**Family Resource Center**

**Feed My People**

**Goodwill Industries**

**Hope Gospel Mission Bargain Center**

**Literacy Volunteers**

**Paws & Claws**

**St. Francis Food Pantry**

**Salvation Army**

**Sojourner House**

**Stepping Stones Shelter - Menomonie**

**University of WI-Eau Claire and Stout**

**UW Extension**

**YMCA**



## **2022 Staff**

**Amy Giani,**  
**Executive Director**

**Michelle Russell,**  
**Administrative Specialist**

**Elizabeth McNabb,**  
**Outreach Case Manager**

**Amanda Ridgeway,**  
**Case Manager**

*Shelter Workers:*  
**Brogan Bear**

**Michelle Hirsch**

**Isabelle Currie**

**Sidney Dickinson**

**Sophie Shankey**

**Josie Harvey**

*Overnight Shelter  
Workers:*

**Hannah Schierenbeck**

**Lindsey Purrington**

**Abigail Lewis**



# 2022 Highlights



Our annual **Hike for the Homeless** event returned for it's 20th year. This year it returned to the River Prairie location and saw the addition of food trucks! This was one of the most successful hikes ever!



Family Promise of the Chippewa Valley collaborates with Newman Parish, University Lutheran, Christ Church Cathedral, and the Midwest Family of radio stations' **Festival of Toys**

to provide a holiday toy distribution. Families do not need to be past or present program participants to receive this assistance. **87 families** benefited from this program in 2022.



# Beacon House Family Shelter

With the combined efforts of staff, volunteers, and over 20 area faith based organizations and groups we are able to provide emergency shelter, meals and hospitality to families with children for 30 days with possible extensions on a case by case basis. Case management focuses on achieving housing independence through employment, improved financial stability, and connection with vital community resources.



34 families  
46 adults  
73 children



4042 nights of  
shelter



5 families  
received  
furnishings



12126  
meals



1878  
volunteer  
hours

# Transitional Housing

FPCV owns a duplex in Eau Claire. Families pay 30% of their income in rent while the agency pays all of the expenses including utilities. Case management focuses on overcoming barriers to housing independence and building a positive rental history.



3 families  
4 adults  
12 children



2 adults  
maintained  
employment



One adult  
found a  
better job



3 families  
obtained  
permanent housing

# Rapid Rehousing

The agency collaborated with Western Dairyland EOC to provide two rental assistance programs through the Federal government. This program requires that households pay 30% of their income towards rent and the program pays the balance for a specified period of time. Up to 24 months of case management is provided to support families as they transition out of homelessness to maintaining independent housing.



14 families  
18 adults  
31 children



4 families  
obtained  
housing



5 families maintained  
housing at least  
6 months after move -in



2 families still  
housed at  
12+ months



Since the beginning of the COVID-19 pandemic we have seen an increase in demand for our food pantry services. This year our pantry provided 100 households with food assistance.

## 2022 Targets and Outcomes

**70% of families will have stable housing after leaving Beacon House Shelter.**

**2022 Actual 62%**

**60% of households remain in stable housing upon exiting a Support Program.**

**2022 Actual 77%**

**70% of household in Transitional Housing will obtain permanent housing**

**2022 Actual 100%**



# FAMILY PROMISE OF THE CHIPPEWA VALLEY, INC.

## Balance Sheet

As of December 31, 2022

	<u>Dec 31, 22</u>
<b>ASSETS</b>	
<b>Current Assets</b>	
<b>Checking/Savings</b>	
106 · RCU (Savings)	9.09
107 · RCU (Money Market Checking)	36,895.16
108 · Royal Advantage Checking	65,206.55
110 · Associated Bank (cash in check)	-1,648.14
111 · US Bank (Business Account)	419,333.43
<b>Total Checking/Savings</b>	<u>519,796.09</u>
<b>Accounts Receivable</b>	
1200 · ACCOUNTS RECEIVABLE	27,411.33
<b>Total Accounts Receivable</b>	<u>27,411.33</u>
<b>Other Current Assets</b>	
150 · Prepaid Insurance	19,149.21
<b>Total Other Current Assets</b>	<u>19,149.21</u>
<b>Total Current Assets</b>	<u>566,356.63</u>
<b>Fixed Assets</b>	
160 · Furniture & Fixtures	
162 · Building	29,502.57
163 · Land	913,709.23
166 · Equipment	60,000.00
170 · Vehicles	9,873.00
171 · Accumulated Depreciation	6,968.17
<b>Total Fixed Assets</b>	<u>-467,654.60</u> 552,398.37
<b>Other Assets</b>	
135 · Eau Claire Foundation-Endowment	112,975.50
<b>Total Other Assets</b>	<u>112,975.50</u>
<b>TOTAL ASSETS</b>	<u><u>1,231,730.50</u></u>
<b>LIABILITIES &amp; EQUITY</b>	
<b>Liabilities</b>	
<b>Current Liabilities</b>	
Accounts Payable	
2000 · ACCOUNTS PAYABLE	3,812.65
<b>Total Accounts Payable</b>	<u>3,812.65</u>



# FAMILY PROMISE OF THE CHIPPEWA VALLEY, INC.

## Balance Sheet

As of December 31, 2022

---

	<u>Dec 31, 22</u>
<b>Other Current Liabilities</b>	
<b>210 · Payroll Liabilities</b>	
2100 · Due to Western Dairyland	2,603.06
212 · Simple IRA Payable	7,500.00
220 · United Way W/H Payable	297.60
235 · Unemployment Taxes Payable	151.00
240 · Accrued Wages	192.60
245 · Accrued Vacation	3,960.05
286 · HOME Grant - Foregiveable Loan	1,154.00
<b>Total Other Current Liabilities</b>	<u>265,775.00</u>
<b>Total Current Liabilities</b>	<u>281,633.31</u>
<b>Total Liabilities</b>	<u>285,445.96</u>
<b>Equity</b>	
300 · Retained Earnings-Unrestricted	595,784.12
310 · Retained Earnings - Restricted	382,920.06
Net Income	-32,419.64
<b>Total Equity</b>	<u>946,284.54</u>
<b>TOTAL LIABILITIES &amp; EQUITY</b>	<u><u>1,231,730.50</u></u>

# Income Statement 2022 (Unaudited))

	TOTAL			
	Jan - Dec 22	Budget	\$ Over Budget	% of Budget
Ordinary Income/Expense				
Income				
400 · DONATION INCOME				
405 · Churches	9,318.50	12,000.00	-2,681.50	77.65%
410 · Corporate	9,233.12	4,000.00	5,233.12	230.83%
420 · Individual	57,035.26	25,000.00	32,035.26	228.14%
425 · Organizations	8,585.90	1,500.00	7,085.90	572.39%
Total 400 · DONATION INCOME	84,172.78	42,500.00	41,672.78	198.05%
430 · GRANT INCOME				
431 · ESG (Jul to Jun)	94,635.00	55,695.00	38,940.00	169.92%
432 · SSS (Jan to Dec)	40,979.75	53,549.00	-12,569.25	76.53%
434 · Miscellaneous Grant Income	2,000.00	2,500.00	-500.00	80.0%
435 · Eau Claire County	25,000.00	18,500.00	6,500.00	135.14%
436 · CDBG (Jul to Jun)	9,575.00	9,700.00	-125.00	98.71%
437 · FEMA	6,000.00	5,000.00	1,000.00	120.0%
438 · United Way (Jul to Jun)	15,889.00	30,000.00	-14,111.00	52.96%
460 · EC Community Foundation	17,085.57	5,000.00	12,085.57	341.71%
Total 430 · GRANT INCOME	211,164.32	179,944.00	31,220.32	117.35%
440 · EVENTS & FUNDRAISING INCOME				
421 · Truckload of Toys Donations	6,771.38	6,000.00	771.38	112.86%
442 · Annual Giving Campaign	47,036.15	45,000.00	2,036.15	104.53%
444 · Hike for the Homeless	29,977.18	24,000.00	5,977.18	124.91%
446 · Miscellaneous Events	12,583.79	3,000.00	9,583.79	419.46%
Total 440 · EVENTS & FUNDRAISING INCOME	96,368.50	78,000.00	18,368.50	123.55%
480 · OTHER INCOME				
475 · THP Rent (Transitional Housing)	6,062.10	7,200.00	-1,137.90	84.2%
490 · Miscellaneous Income	1,329.00	4,000.00	-2,671.00	33.23%
495 · Interest Income	-23,997.83	12,000.00	-35,997.83	-199.98%
480 · OTHER INCOME - Other	0.00	1,000.00	-1,000.00	0.0%
Total 480 · OTHER INCOME	-16,606.73	24,200.00	-40,806.73	-68.62%
Total Income	375,098.87	324,644.00	50,454.87	115.54%
Gross Profit	375,098.87	324,644.00	50,454.87	115.54%
Expense				
500 · EMPLOYEE EXPENSES				
505 · Salary and Wages	226,132.19	236,169.00	-10,036.81	95.75%
510 · Payroll Tax Expense	18,217.09	17,240.00	977.09	105.67%
512 · Simple IRA Expense	3,078.82	5,044.00	-1,965.18	61.04%
515 · Unemployment Tax Expense	1,290.01	1,018.00	272.01	126.72%
520 · Worker's Compensation Insurance	6,827.28	8,500.00	-1,672.72	80.32%

530 · Health Insurance	13,212.88	13,300.00	-87.12	99.35%
550 · Training Expense	15.27	500.00	-484.73	3.05%
560 · Employee Meals	61.41	100.00	-38.59	61.41%
570 · Employee Travel Expense	389.50	150.00	239.50	259.67%
Total 500 · EMPLOYEE EXPENSES	<u>269,224.45</u>	<u>282,021.00</u>	<u>-12,796.55</u>	<u>95.46%</u>
600 · ADMINISTRATIVE & OFFICE EXPENSE				
620 · Dues and Subscriptions	8,029.36	6,034.00	1,995.36	133.07%
630 · Insurance (Automobile)	0.00	750.00	-750.00	0.0%
632 · Office Supplies	2,323.30	3,000.00	-676.70	77.44%
635 · Insurance	1,791.00	5,550.00	-3,759.00	32.27%
650 · Printing and Copying	1,001.71	500.00	501.71	200.34%
660 · Postage	698.40	250.00	448.40	279.36%
675 · Telephone	2,762.60	2,652.00	110.60	104.17%
680 · Audit Expense	9,030.00	8,400.00	630.00	107.5%
690 · Accounting Service Expense	3,600.00	3,600.00	0.00	100.0%
691 · Marketing and Advertisting	103.74	250.00	-146.26	41.5%
694 · Shared Grant Expenses	7,500.00	15,000.00	-7,500.00	50.0%
Total 600 · ADMINISTRATIVE & OFFICE EXPENSE	<u>36,840.11</u>	<u>45,986.00</u>	<u>-9,145.89</u>	<u>80.11%</u>
633 · Computer Maint/Software	2,814.00	1,500.00	1,314.00	187.6%
700 · BUILDING & OCCUPANCY EXPENSES				
631 · Shelter Supplies	14,445.62	1,100.00	13,345.62	1,313.24%
706 · Equipment	13,670.00			
711 · Maintenance and Repairs	2,459.10	3,000.00	-540.90	81.97%
720 · Cleaning Expense	669.68	600.00	69.68	111.61%
725 · Van Expense	1,036.70	500.00	536.70	207.34%
740 · Utilities				
741 · Garbage Expense	1,700.82	1,304.00	396.82	130.43%
742 · Energy Expense	7,929.76	6,660.00	1,269.76	119.07%
743 · Water Expense	1,781.26	1,582.00	199.26	112.6%
Total 740 · Utilities	<u>11,411.84</u>	<u>9,546.00</u>	<u>1,865.84</u>	<u>119.55%</u>
745 · Grounds Maintenance Expense	686.85	700.00	-13.15	98.12%
755 · Security Expense	0.00	600.00	-600.00	0.0%
775 · Real Estate Taxes	3,553.00	1,200.00	2,353.00	296.08%
780 · Misc Expenses	7.68			
Total 700 · BUILDING & OCCUPANCY EXPENSES	<u>47,940.47</u>	<u>17,246.00</u>	<u>30,694.47</u>	<u>277.98%</u>
800 · CLIENT EXPENSES				
805 · Food Expense	648.70			
820 · Bus Fares	180.00			
830 · Gas Vouchers	200.00			
840 · Lodging	0.00			
850 · Rent Subsidy	4,054.00	4,000.00	-4,000.00	0.0%
851 · Security Dep/Application Fees	2,675.55	12,000.00	-7,946.00	33.78%

852 · Client Utility Assistance	1,082.51			
860 · Client Transportation	350.00	150.00	200.00	233.33%
870 · Client Misc.	153.98			
880 · Employment Related Exp.	186.92			
898 · Transitional Housing	4,990.79	3,600.00	1,390.79	138.63%
Total 800 · CLIENT EXPENSES	<u>14,522.45</u>	<u>19,750.00</u>	<u>-5,227.55</u>	<u>73.53%</u>
900 · OTHER EXPENSES				
872 · Animal Boarding	58.70			
899 · Truckload of Toys	4,307.12	6,000.00	-1,692.88	71.79%
950 · Misc. Expense	0.32			
960 · Depreciation Expense	24,000.00	24,000.00	0.00	100.0%
Total 900 · OTHER EXPENSES	<u>28,366.14</u>	<u>30,000.00</u>	<u>-1,633.86</u>	<u>94.55%</u>
908 · FUNDRAISING EXPENSE				
909 · Hike for the Homeless	5,275.58	4,100.00	1,175.58	128.67%
910 · Annual Giving Campaign	2,535.31	1,600.00	935.31	158.46%
920 · Misc Fundraising Expense	0.00	180.00	-180.00	0.0%
Total 908 · FUNDRAISING EXPENSE	<u>7,810.89</u>	<u>5,880.00</u>	<u>1,930.89</u>	<u>132.84%</u>
Total Expense	<u>407,518.51</u>	<u>402,383.00</u>	<u>5,135.51</u>	<u>101.28%</u>
Net Ordinary Income	<u>-32,419.64</u>	<u>-77,739.00</u>	<u>45,319.36</u>	<u>41.7%</u>
Net Income	<u><u>-32,419.64</u></u>	<u><u>-77,739.00</u></u>	<u><u>45,319.36</u></u>	<u><u>41.7%</u></u>